

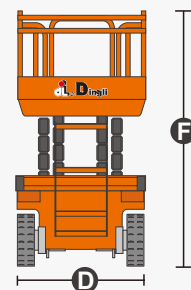
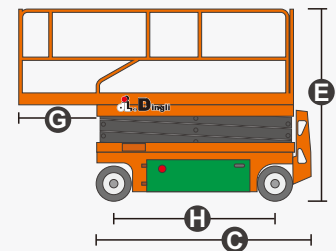
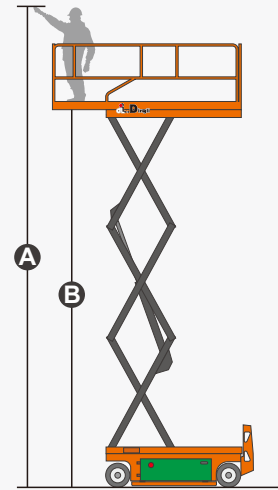
## SPECIFICATIONS

| Dimension                           | Metric       | British         |
|-------------------------------------|--------------|-----------------|
| Max. Working Height <b>A</b>        | 8.00m        | 26ft 3in        |
| Max. Platform Height <b>B</b>       | 6.00m        | 19ft 8in        |
| Overall Length <b>C</b>             | 2.48m        | 8ft 2in         |
| Overall Width <b>D</b>              | 0.83m        | 2ft 9in         |
| Overall Height(Rails Up) <b>E</b>   | 2.23m        | 7ft 4in         |
| Overall Height(Rails Down) <b>F</b> | 1.77m        | 5ft 10in        |
| Platform Size(Length ×Width)        | 2.27m×0.81m  | 7ft 5in×2ft 8in |
| Platform Extension Size <b>G</b>    | 0.90m        | 2ft 11in        |
| Ground Clearance(Stowed/Raised)     | 0.10m/0.019m | 4in/1in         |
| Wheelbase <b>H</b>                  | 1.87m        | 6ft 2in         |
| Turning Radius(Inside/Outside)      | 0m/2.10m     | 0in/6ft 11in    |
| Tyres                               | φ381×127mm   | φ381×127mm      |

| Performance                     |             |             |
|---------------------------------|-------------|-------------|
| S.W.L                           | 408kg       | 900lb       |
| S.W.L on Extension              | 113kg       | 249lb       |
| Max. Occupants (Indoor/Outdoor) | 2/1         | 2/1         |
| Gradeability                    | 25%         | 25%         |
| Travel Speed(Stowed)            | 6.0km/h     | 3.73mph     |
| Travel Speed(Raised)            | 0.8km/h     | 0.50mph     |
| Max. Working Slope              | X-1.5°/Y-3° | X-1.5°/Y-3° |
| Up/Down Speed                   | 30/43sec    | 30/43sec    |

| Weight                          |        |        |
|---------------------------------|--------|--------|
| Overall Weight(AGM Battery)     | 2250kg | 4960lb |
| Overall Weight(Lithium Battery) | 2160kg | 4761lb |

| Power           |                |                |
|-----------------|----------------|----------------|
| Hydraulic Tank  | 20L            | 5.3gal         |
| AGM Battery     | 24V/185Ah      | 24V/185Ah      |
| Lithium Battery | 28.8V/150Ah    | 28.8V/150Ah    |
| Charger         | 28V/30A        | 28V/30A        |
| Driving Motor   | 2×15VAC/0.87kW | 2×15VAC/0.87kW |
| Lifting Motor   | 15VAC/3.42kW   | 15VAC/3.42kW   |



## FEATURES

### Standard Items

- Proportional Joystick Controls
- Self-lock Gate On Platform
- Drivable At Full Height
- Non-Marking Tires
- Two-Wheel Drive
- Two-Wheel Steering
- Automatic Brake System
- Emergency Descent System
- Cylinder Holding Valve
- Onboard Diagnostic System
- Tilt Alarm
- All Motion Alarm
- Horn
- Hour Meter
- Safety Arm For Troubleshooting
- Standard Transport Forklift Holes
- One-Way Platform Extension Deck
- Charging Protection System
- Flashing LED Beacon
- Foldable Guard Rails
- Automatic Pothole Protection
- Drive Enable
- Charging Indicator
- Manual Brake Release
- Lanyard Attachment Point
- Tie-Down And Lifting Points
- Platform Load Sense System
- Emergency Stop Button
- Hydraulic oil receiver
- Pure electric steering system
- Kinetic energy recovery system



### ZHEJIANG DINGLI MACHINERY CO., LTD.

Address: No.188 Qihang Road,Deqing,Zhejiang P.R.C 313219

Telephone: +86(572)8681688

E-Mail: [export@cndingli.com](mailto:export@cndingli.com)

[Https://en.cndingli.com](https://en.cndingli.com)

Due to continuous technology updates, technical parameters are subject to change without notice. This picture book is for reference only, the actual product shall prevail. The copyright is owned by zhejiang dingli, any content may not be copied for any purpose without written permission.

2024-02

